



MARSDEN

The Weighing Company

OPERATION MANUAL

MPBS-15



PLEASE TAKE THE TIME TO READ THESE INSTRUCTIONS BEFORE
STARTING TO USE THE SCALES

CONTENTS

- PRODUCT SPECIFICATION
- MAINTENANCE AND GENERAL CARE

SECTION 1 – BASIC FUNCTIONS

- 1.1 – SWITCHING ON
- 1.2 – SWITCHING OFF
- 1.3 – SETTING ZERO
- 1.4 – UNIT SWITCHING

SECTION 2 – ADVANCED FUNCTIONS

- 2.1 – HOLD FUNCTION
- 2.2 – SLOW FUNCTION
- 2.3 – BODY MASS INDEX FUNCTION
- 2.4 – PRINTING FUNCTION

SECTION 3 – CONFORMITY INFORMATION

SECTION 4 – ERROR MESSAGES

PRODUCT SPECIFICATION

MODEL	MPBS-15
ACCURACY CLASS	CLASS III
CAPACITY	6/15kg
INCREMENT	2/5g
BATTERY TYPE	7.2V 1200mah
MAINS ADAPTOR	12V 300ma
UNIT WEIGHT	7kg

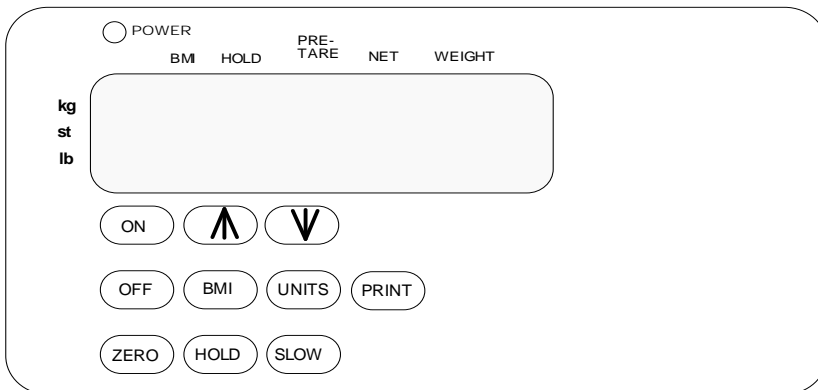
MAINTENANCE AND GENERAL CARE

- Repairs and Servicing should only be carried out by authorised service agents.
- There are no user serviceable parts in the weighing scale itself.
- The mains power adaptor contains 2 fuses, 1 internal that is not accessible and 1 external user replaceable fuse. The fuse value is T400mA and no other fuse value should be used.
- When the adaptor is plugged in to the mains supply a Green LED should illuminate to indicate that the adaptor is functioning correctly. If the LED does not illuminate then the external fuse should be checked by competent personnel.
- There are no other user serviceable parts inside the mains adaptor.
- The weight indicator contains an internal rechargeable battery pack; this should only be replaced by authorised service agents. Under normal operating conditions the batteries should last for several years.
- We would recommend using alcohol based wipes or similar when cleaning the scales.
- Please do not use large amounts of water when cleaning the scales as this will cause damage to the scales electronics, you should also refrain from using corrosive liquids or high pressure washers.
- Always disconnect the scales from the mains power supply before cleaning.

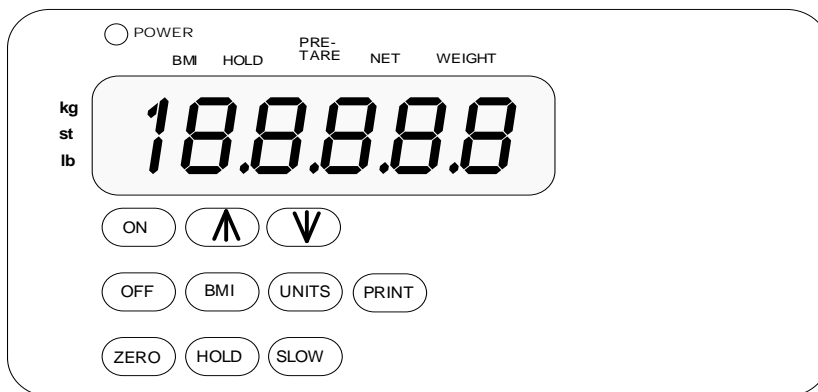
OPERATOR INSTRUCTIONS - 10 KEY VERSION

SECTION 1 - BASIC FUNCTIONS

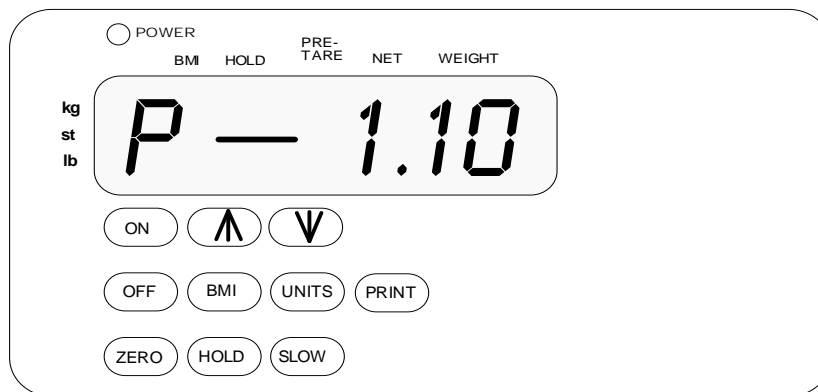
1.1 - SWITCHING ON THE SCALE



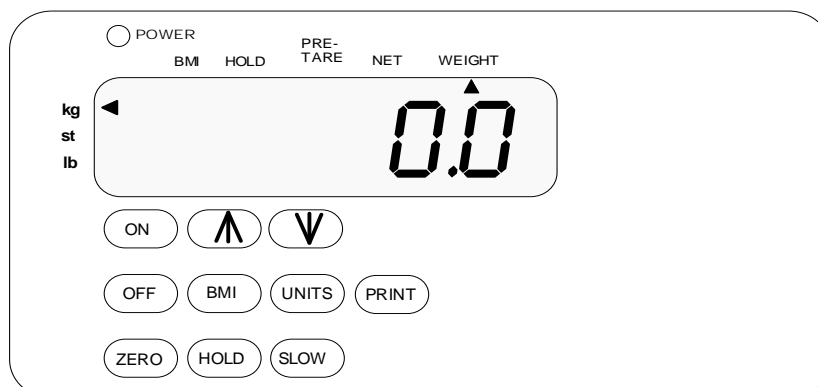
PRESS THE ON BUTTON FIRMLY



THE SCALE WILL FIRST TEST ALL OF THE DISPLAY SEGMENTS



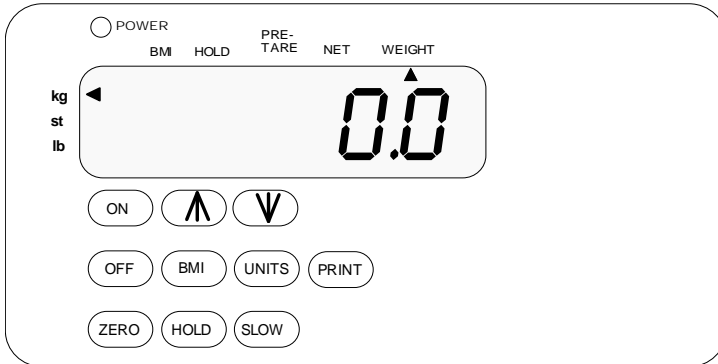
THE SCALE WILL NOW SHOW IT'S CURRENT SOFTWARE VERSION No



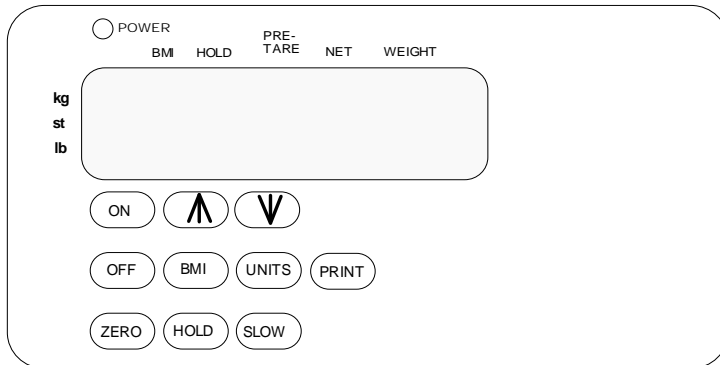
THE SCALE WILL NOW GO INTO WEIGHING MODE AND SHOULD SHOW 0.0kg ON THE DISPLAY

SECTION 1 - BASIC FUNCTIONS

1.2 - SWITCHING OFF THE SCALE

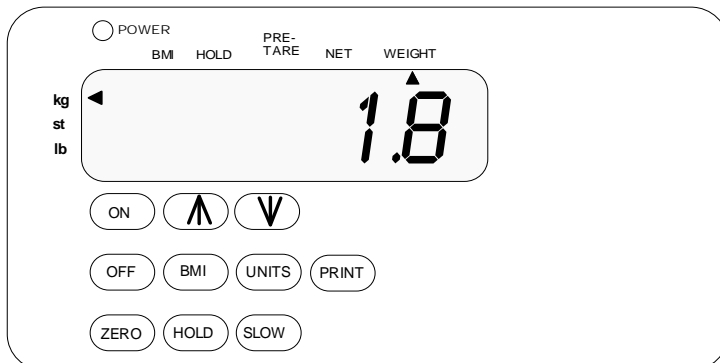


PRESS THE OFF BUTTON



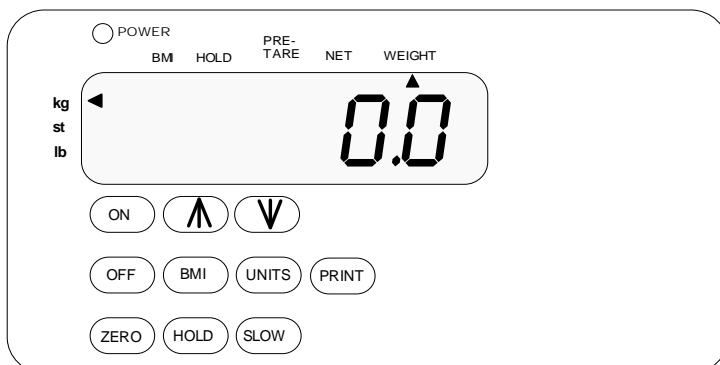
THE SCALE WILL POWER DOWN

1.3 - SETTING THE SCALE TO ZERO



IF FOR SOME REASON THE SCALE SHOWS A READING OTHER THAN 0.0kg THEN IT CAN BE RESET TO ZERO (10% OF CAPACITY)

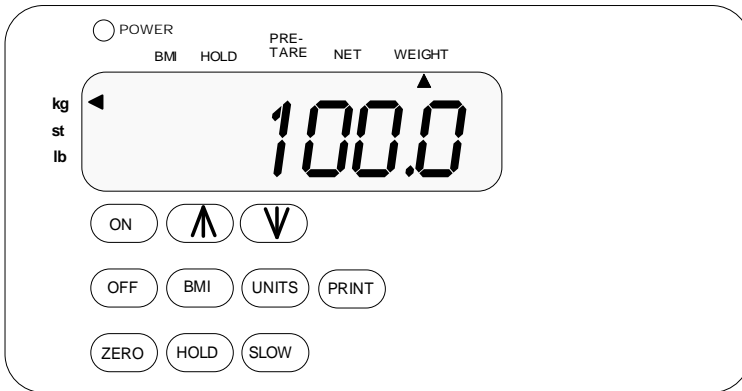
PRESS THE ZERO KEY ONCE



THE SCALE WILL RETURN TO 0.0kg

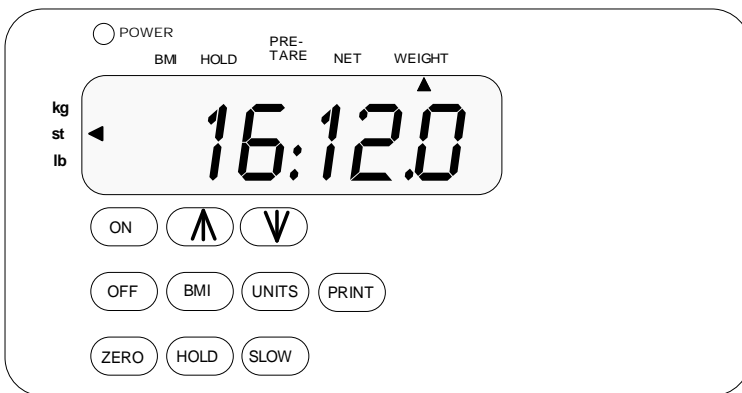
SECTION 1 - BASIC FUNCTIONS

1.4 - UNIT SWITCHING



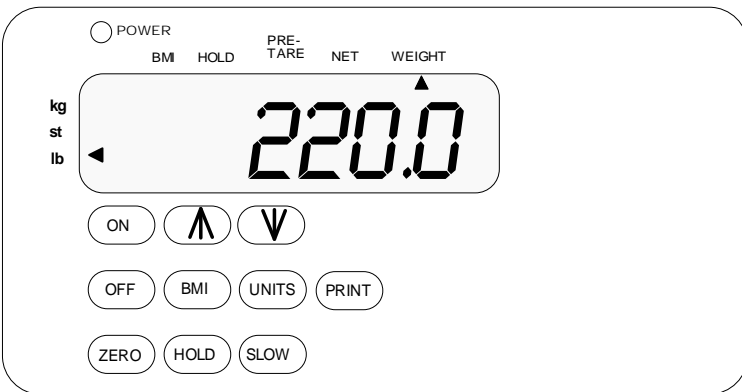
THE DEFAULT SETTING IS KG

PRESS THE UNIT KEY ONCE



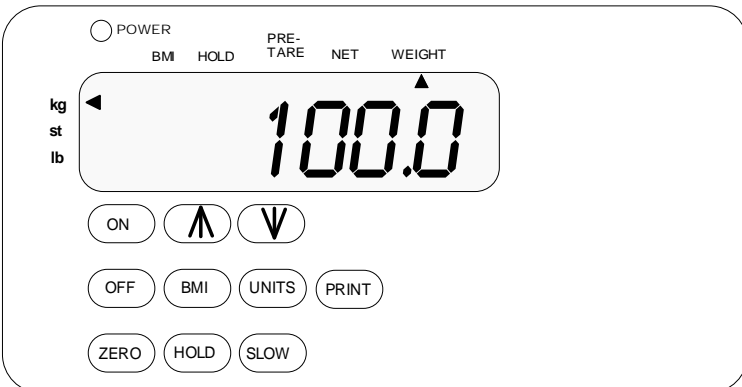
THE SCALE SWITCHES TO STONES

PRESS THE UNIT KEY ONCE



THE SCALE SWITCHES TO POUNDS

PRESS THE UNIT KEY ONCE

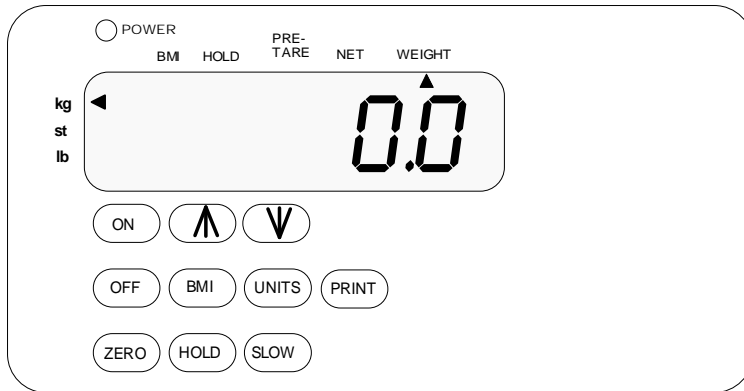


THE SCALE NOW RETURNS TO KG

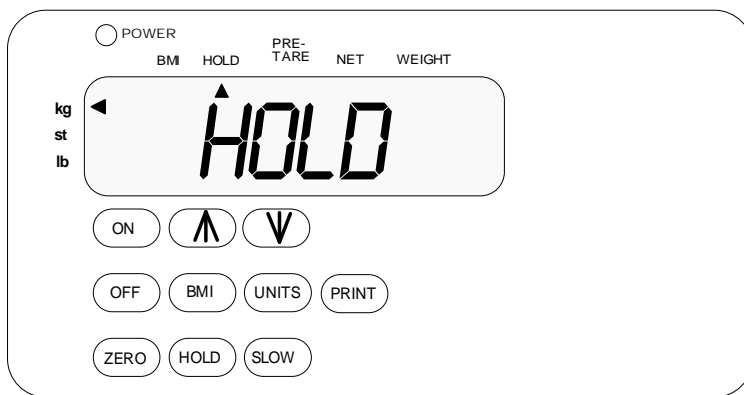
NOTE: UNIT SWITCHING IS NOT ALWAYS AVAILABLE, WEIGHING IN STONES AND POUNDS FOR THE PURPOSES OF MONITORING, TREATMENT OR DIAGNOSES OF PATIENTS WAS MADE ILLEGAL ON THE 1ST JANUARY 2003. IF YOUR SCALE HAS THE GREEN M STICKER THEN ONLY KG WILL BE AVAILABLE

SECTION 2 - ADVANCED FUNCTIONS

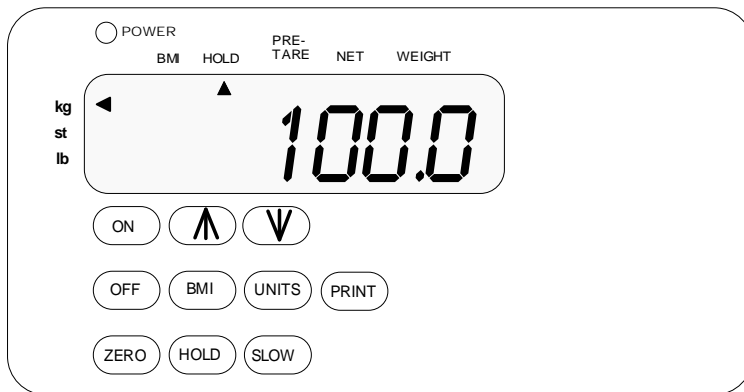
2.1 - HOLD FUNCTION



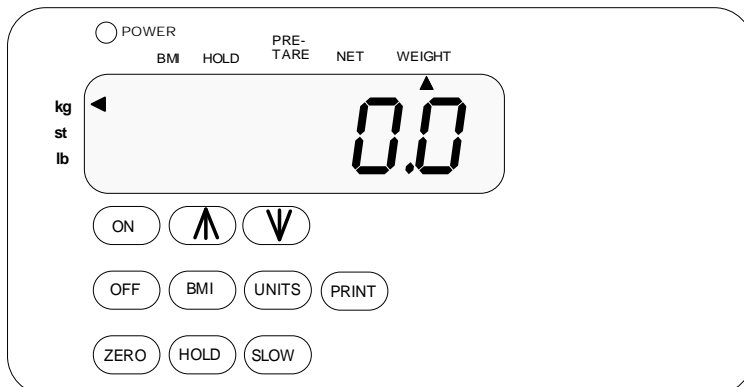
PRESS THE HOLD BUTTON ONCE



THE PERSON SHOULD NOW GET ON TO THE SCALES



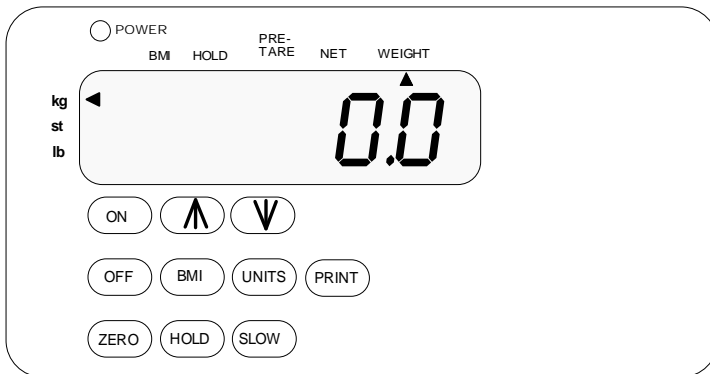
AFTER A FEW SECONDS THE SCALE WILL LOCK ON THE PERSONS WEIGHT, THE PERSON CAN NOW STAND OFF THE SCALE AND THE WEIGHT WILL REMAIN



PRESS HOLD AGAIN TO UNLOCK THE WEIGHT AND RETURN TO 0.0kg

SECTION 2 - ADVANCED FUNCTIONS

2.2 - SLOW FUNCTION



AT 0.0kg PRESS THE SLOW BUTTON

PRESS THE SLOW BUTTON A SECOND TIME TO DISABLE THE FUNCTION

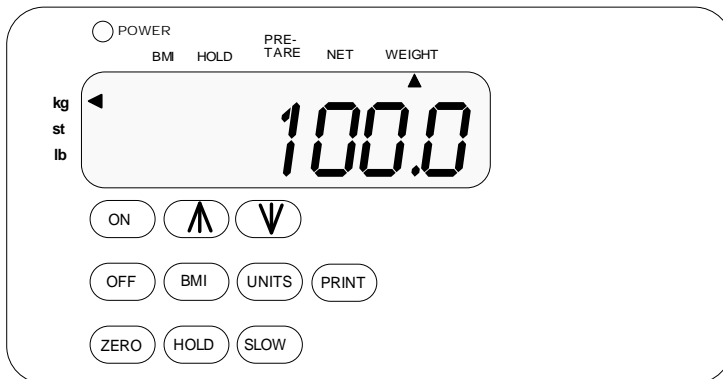
THIS FUNCTION IS SIMILAR TO THE HOLD FUNCTION BUT INSTEAD OF HOLDING THE WEIGHT THE WEIGHT DISPLAY IS SLOWED DOWN CONSIDERABLY

THIS FUNCTION CAN BE VERY USEFUL WHEN WEIGHING DISABLED PATIENTS, CHILDREN OR BABIES

SECTION 2 - ADVANCED FUNCTIONS

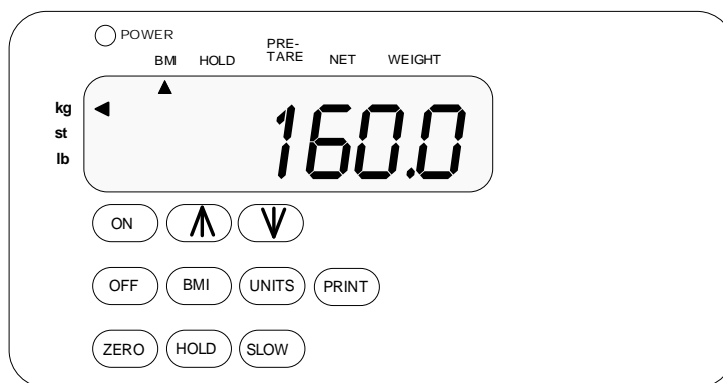
2.3 - BMI (BODY MASS INDEX) FUNCTION

FOR THIS EXAMPLE WE WILL ASSUME WE HAVE A PERSON WEIGHING 100kg AND 180.0cm TALL



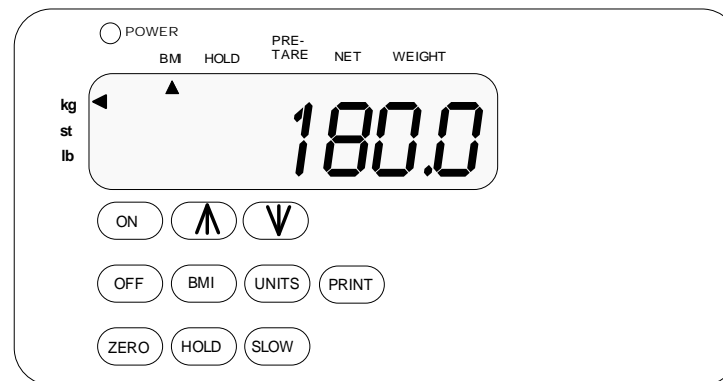
PLACE THE PERSON ON THE SCALE

PRESS THE BMI BUTTON ONCE



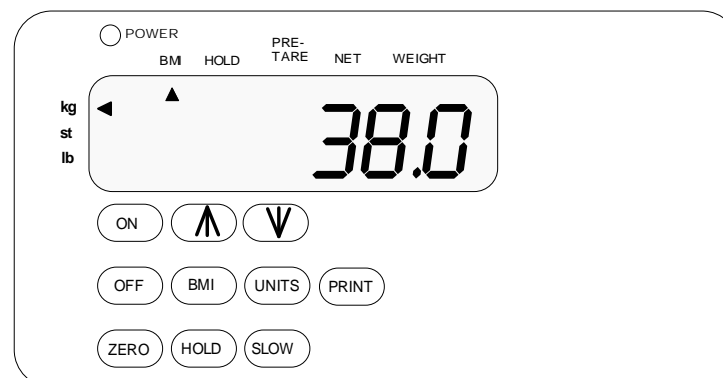
THE SCALE WILL NOW GO INTO HEIGHT ENTRY MODE AND THE FIRST DIGIT WILL FLASH - THE PERSON BEING WEIGHED CAN STEP OFF THE SCALE AT THIS POINT

THE ARROW KEYS WILL ADJUST THE FLASHING FIGURE UP OR DOWN AND THE BMI KEY WILL MOVE TO THE NEXT DIGIT



USING THE UP/DOWN ARROWS AND THE BMI BUTTON SET THE HEIGHT IN CM TO 180.0 AS SHOWN ON THE LEFT

WHEN FINISHED PRESS THE UNIT BUTTON AND THE PERSONS BMI FIGURE WILL BE SHOWN ON THE DISPLAY AS BELOW



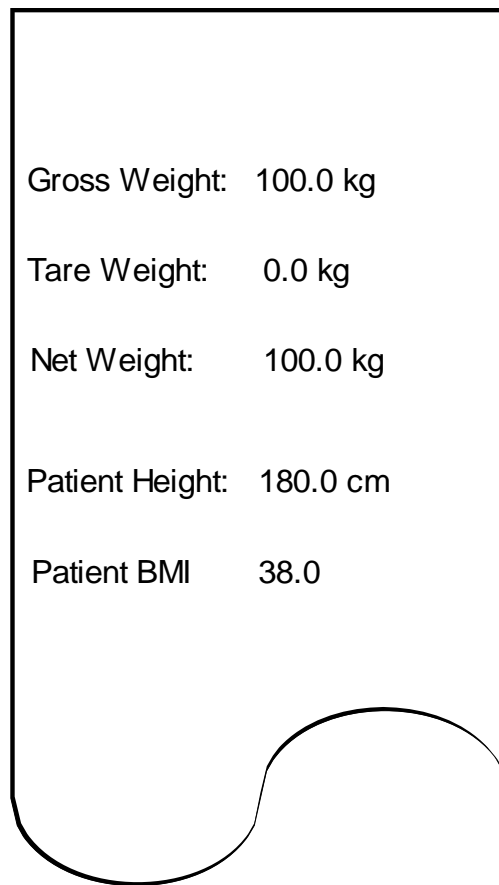
PRESS THE BMI BUTTON ONCE TO RETURN TO NORMAL WEIGHING MODE

SECTION 2 - ADVANCED FUNCTIONS

2.4 PRINT FUNCTION

AN OPTIONAL EXTERNAL PRINTER IS AVAILABLE FOR ALL MODELS, WHEN FITTED THE PATIENTS WEIGHT, HEIGHT, AND BMI RESULT CAN BE PRINTED ON TO A PAPER ROLL.

ONCE THE PERSON HAS BEEN WEIGHED AND THERE BMI CALCULATED, SIMPLY PRESS THE PRINT KEY TO PRODUCE THE FOLLOWING TICKET





ROHS COMPLIANCE

EU Directive 2002/95/EC restricts the use of the 6 substances below in the manufacture of specified types of electrical equipment.

- The product does not contain any of the restricted substances in concentrations and applications banned by the directive;
- and for components, the product is capable of being worked on at higher temperatures required by lead-free soldering

The restricted substances and maximum allowed concentrations in the homogenous material are, by weight:

Substance	Concentration
Lead	0.1%
Mercury	0.1%
PBB (Polybrominated Biphenyls)	0.1%
PBDE (Polybrominated Diphenyl Ethers)	0.1%
Hexavalent Chromium	0.1%
Cadmium	0.01%

PRODUCT CONFORMITY

Harmonised Standards to Which Conformity is Declared –

EN60601-1-2 / EN60950 / EN55022 / EN50082-1

89/336/EEC – Electromagnetic Compatibility Directive

73/23/EEC – Low Voltage Directive

93/42/EEC – Medical Devices Directive

90/384/EEC – Non Automatic Weighing Instrument Directive

CE 0120

ERROR MESSAGES

LO	The internal battery is low on charge, charge the scale
ERRL	Indicates that the signal from the load cell/s is too low * ₁
ERR	Indicates that the signal from the load cell/s is too high * ₁
ERRP	Indicates that there is a fault with the scales software * ₁
000000 At top of LCD Display	Indicates that the signal from the load cell/s is above the Zero Range * ₂
At bottom of LCD Display 000000	Indicates that the signal from the load cell/s is below the Zero Range * ₂

*1 – These errors are normally caused by a serious fault on the scales such as a faulty load cell or wiring. You should contact our Service Department.

*2 – These errors are usually less serious and can be rectified by re-calibration, however they can indicate an underlying problem with the scales. Zero Range is set to 10% of Scale Capacity E.g. Capacity 200.0kg = Zero Range +/-20.0kg



MARSDEN

The Weighing Company

FREEPHONE: 0800 169 2775

HEAD OFFICE: SALES, SERVICE, MARKETING AND ACCOUNTS	47 Market Place Henley-on-Thames Oxfordshire RG9 2AD
--	---

Telephone: 0845 130 7330

Fax: 0845 130 7440

NORTHERN OFFICE: DESPATCH, PRODUCTION AND TECHNICAL SUPPORT	Unit 7 Centurion Business Park Coggin Mill Way Rotherham S60 1FB
--	--

Telephone: 01709 364296

Fax: 01709 364293

PRODUCT GUARANTEE

This guarantee covers all products manufactured and supplied by Marsden Weighing Machine Group Ltd for a period of 12 months from the date of purchase.

The Guarantee Promise

We, Marsden Weighing Machine Group Ltd, guarantee that should this product prove to be defective by reason of faulty material or workmanship within the stated guarantee period, we will repair, or at our discretion, replace the defective material/part free of charge on condition that:

- 1. We are, at our discretion, afforded the opportunity to examine the product either on site or at our premises prior to repair / replacement.**
- 2. The product has been used in accordance with the installation, operating and maintenance instructions and has not been tampered with or otherwise been subjected to misuse, neglect, modification or accident.**
- 3. Evidence of the date of purchase is supplied in the form of an official receipt of purchase.**
- 4. The product and/or defective materials and parts shall become the property of Marsden Weighing Machine Group Ltd once replaced.**

Exclusions

- 1. Recalibration of products - Unless repair or replacement has been carried out as set out above then recalibration is not covered by this guarantee. (We would recommend you take out a service/calibration contract to ensure the continued accuracy of the products).**
- 2. Mains Adaptors are not covered by this guarantee.**

This Guarantee does not affect your statutory rights