

Mechanical force gauge SAUTER FA



Mechanical force gauge for measuring push and pull forces with peak hold function

Features

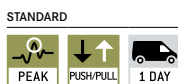
- **Dual scale:** shows Newton and kg
- **Turnable display** unit for an easy zero setting of the instrument
- **Peak hold function** by drag pointer
- Can be mounted on all manual test stands
- Zeroing by a short push of the switch
- **1 Delivered in a robust carrying case**
- **2 Standard attachments:** as shown below, extension rod: 90 mm

Technical data

- Precision: 1 % of [Max]
- Dimensions W×D×H 230×60×50 mm
- Thread: M6
- Net weight approx. 0,65 kg

Accessories
























- **2 Standard attachments,** SAUTER AC 43
- For further accessories see page 30 onwards or our website



Model	Measuring range	Readout	Option Factory calibration certificate								
			Tensile force		Compressive force		Tensile/Compressive force				
			[Max]	[d]	KERN		KERN		KERN		
SAUTER	N	N									
FA 10.	10	0,05	961-1610		961-2610		961-3610				
FA 20.*	20	0,1	961-1610		961-2610		961-3610				
FA 30.*	30	0,2	961-1610		961-2610		961-3610				
FA 50.	50	0,25	961-1610		961-2610		961-3610				
FA 100.	100	0,5	961-1610		961-2610		961-3610				
FA 200.	200	1	961-1610		961-2610		961-3610				
FA 300.	300	2	961-1610		961-2610		961-3610				
FA 500.	500	2,5	961-1610		961-2610		961-3610				

1 *ONLY WHILE STOCKS LAST!

Pictograms

 Adjusting program (CAL): For quick setting of the instrument's accuracy. External adjusting weight required.	 Control outputs (optocoupler, digital I/O): to connect relays, signal lamps, valves, etc.	 Battery operation: Ready for battery operation. The battery type is specified for each device.
 Calibration block: standard for adjusting or correcting the measuring device.	 Analogue interface: to connect a suitable peripheral device for analogue processing of the measurements	 Rechargeable battery pack: rechargeable set.
 Peak hold function: capturing a peak value within a measuring process.	 Statistics: using the saved values, the device calculates statistical data, such as average value, standard deviation etc.	 Mains adapter: 230V/50Hz in standard version for EU. On request GB, AUS or USA version available.
 Scan mode: continuous capture and display of measurements.	 PC Software: to transfer the measurement data from the device to a PC.	 Power supply: Integrated, 230V/50Hz in EU. More standards e.g. GB, AUS or USA on request.
 Push and Pull: the measuring device can capture tension and compression forces.	 Printer: a printer can be connected to the device to print out the measurement data.	 Motorised drive: The mechanical movement is carried out by a electric motor.
 Length measurement: captures the geometric dimensions of a test object or the movement during a test process.	 GLP/ISO record keeping: of measurement data with date, time and serial number. Only with SAUTER printers	 Motorised drive: The mechanical movement is carried out by a synchronous motor (stepper).
 Focus function: increases the measuring accuracy of a device within a defined measuring range.	 Measuring units: Weighing units can be switched to e.g. non-metric at the touch of a key. Please refer to website for more details.	 Fast-Move: the total length of travel can be covered by a single lever movement.
 Internal memory: to save measurements in the device memory.	 Measuring with tolerance range (limit-setting function): Upper and lower limiting can be programmed individually. The process is supported by an audible or visual signal, see the relevant model	 DAkkS calibration possible: The time required for DAkkS calibration is shown in days in the pictogram.
 Data interface RS-232: bidirectional, for connection of printer and PC.		 Factory calibration: The time required for factory calibration is specified in the pictogram.
 Data interface USB: To connect the measuring instrument to a printer, PC or other peripheral devices.		 Package shipment: The time required for internal shipping preparations is shown in days in the pictogram.
 Data interface Infrared: To transfer data from the measuring instrument to a printer, PC or other peripheral devices.	 ZERO: Resets the display to "0".	 Pallet shipment: The time required for internal shipping preparations is shown in days in the pictogram.

Your KERN specialist dealer: