

Instruction Manual THM

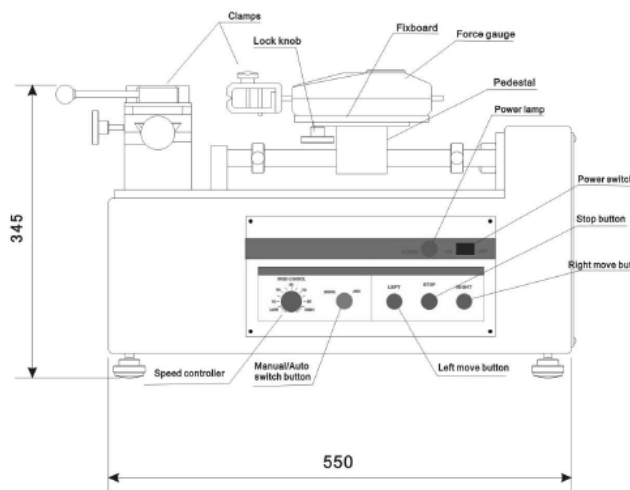


Thank you for buying a SAUTER test stand. We hope you are pleased with your high quality test stand with its big functional range. If you have any queries, wishes or helpful suggestions, do not hesitate to call our service number.

1. Included in delivery

- SAUTER THM
- Various hooks

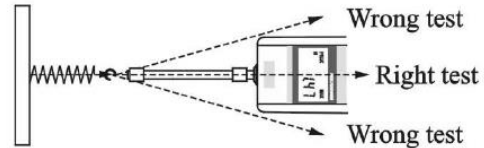
2. Drawing and measures (in mm)



3. Warning

Intended use
 The instrument you have acquired serves to determine the measuring value of the material to be measured. It is intended to be used as a "non-automatic" instrument, i.e. the material to be measured is manually and carefully

attached at the instrument. The measuring value can be read off after a stable measuring value has been obtained.



Be careful about the limit load of test stand and force gauge. Do not go over the maximum force.

4. Technical Specifications

Capacity: depends on device

Maximum Travel (Y):	200 mm
Travelspeed	depends on device (look on device label)
Work Voltage	Single phase 110 V
Rate flow	1,5 A
Fuse of main Circuit	3 A
Fuse of control Circuit	0,5 A
Work temperature	10 bis 30 °C

5. Operation

Turn on the power switch

Adjust the upper and lower limited position block to suitable position

Choose between „Spot Motion“ (Manual) und „Continuous Motion“ (Automatic)


Choose perfect measuring speed with „Speed dial“.

6. Attaching of force gauge

With four M 6 Screws

Instruction Manual THM

DETAILED DIMENSOINS



Unit net weight: 35 kg
 Packing: Wooden box